

Merlin[®]
the automatic choice

Residential Garage Door Openers



SAFETY | CONVENIENCE | SECURITY

Why Merlin[®] is the automatic choice



- ✓ Market leading 7 year warranty*
- ✓ Fits to all major brands of existing doors
- ✓ Quiet and reliable operation
- ✓ Security encrypted remote technology
- ✓ Long range remote
- ✓ Energy efficient (sub 1 watt in standby)
- ✓ Works when the power is out (with optional battery back up*)
- ✓ Safety reversal when obstructed

*on selected products



Make sure it's a Merlin®



Merlin's products comply with Australian and New Zealand standard AS/NZS 60335-2-95 and all safety features have been extensively tested to ensure safety at home and give homeowners peace of mind.

Merlin is committed to ensuring the safety of your most valuable assets – your children and pets, so make sure it's a Merlin.



CyclonePro®

POWERING WIND RATED AND HEAVY CUSTOM DOORS

Specifically developed for automating cyclone doors in cyclone-prone areas of Australia, CyclonePro® is the safe solution for powering cyclone, wind rated and heavy custom doors.

INCLUDED ACCESSORIES

- 2 x 4 button slider remotes (E950M)
- Rectangle button Wireless Wall Control (E138M)
- Protector System™ (Safety IR Beams 774ANZ)

Convenience



Safety + Security



Performance



*when IR Safety Beams are installed and max. spring balanced weight = 20kg



Suits Single or Double Sectional Garage Doors up to 20m²

Type or door	Sectional
Motor	24v DC
Standby Power Consumption	<1 watt
Max Peak Pulling force	1200N
Rated door area	20m ²
Max door weight	286kg*
Max door height	3.5m
Open/close times	18/22 sec
Warranty	5 year
Kit contents	
2 x Three Channel Mini Transmitters	
2 x Four Channel Slider Transmitters	✓
Weight Bar	
Wireless Wall Button	✓
Wireless Keypad	
Battery Back Up	
Protector System™ (Safety IR Beams)	✓
Features (benefits)	
Security+2.0 (multiple frequencies, encrypted rolling code, better transmitter range)	✓
Sub 1 watt in standby (use less energy)	✓
DC motor (soft start/soft stop, quiet)	✓
Adaptive technology (less maintenance, more reliability)	✓
BBU standard (works when power is out)	
BBU optional (works when power is out)	
Automatic Safety Reverse (stop if obstructed)	✓
Manual release (open in case of emergency)	✓
Lights	16 ultrabright LED



tiltmaster®

THE PERFECT PARTNER FOR RESIDENTIAL TILT DOORS

Never has there been a better solution to power tilt doors. This quiet, energy efficient opener has the latest security and multi frequency remote technology. Designed specifically for tilt doors, Tiltmaster® will also power sectional doors thanks to the variable speed function.

INCLUDED ACCESSORIES

- 2 x 4 button slider remotes (E950M)
- Rectangle button Wireless Wall Control (E138M)

Convenience



Safety + Security



Performance



Suits Single or Double Tilt & Sectional Garage Doors up to 20.0 m²

*when in standby mode, compared to other available products

Type or door	Tilt & Sectional
Motor	24v DC
Standby Power Consumption	<1 watt
Max Peak Pulling force	1000N
Rated door area	20m ²
Max door weight	130kg
Max door height	3.5m
Open/close times	18 / 21 sec
Warranty	7 year
Kit contents	
2 x Three Channel Mini Transmitters	
2 x Four Channel Slider Transmitters	✓
Weight Bar	
Wireless Wall Button	✓
Wireless Keypad	
Battery Back Up	
Protector System™ (Safety IR Beams)	
Features (benefits)	
Security+2.0 (multiple frequencies, encrypted rolling code, better transmitter range)	✓
Sub 1 watt in standby (use less energy)	✓
DC motor (soft start/soft stop, quiet)	✓
Adaptive technology (less maintenance, more reliability)	✓
BBU standard (works when power is out)	
BBU optional (works when power is out)	
Automatic Safety Reverse (stop if obstructed)	✓
Manual release (open in case of emergency)	✓
Lights	16 ultrabright LED

Whisper Drive®



Suits Single or Double
Sectional Garage Doors up to 18.0 m²

THE ULTIMATE RESIDENTIAL SECTIONAL DOOR OPENER

Super fast and quiet, this energy efficient opener has the latest security and multi frequency remote technology. Packed with accessories, it comes with integrated battery back up and a wireless keypad.

INCLUDED ACCESSORIES

- 2 x 3 button mini remotes (E945M) ■ Integrated Battery Backup
- Circle button Wireless Wall Control (E128M)
- Wireless keypad (E840M)

Convenience



Safety + Security



Performance



Type or door	Sectional
Motor	12v DC
Standby Power Consumption	<1 watt
Max Peak Pulling force	800N
Rated door area	18m ²
Max door weight	130kg
Max door height	3.5m
Open/close times	12/20sec
Warranty	7 year
Kit contents	
2 x Three Channel Mini Transmitters	✓
2 x Four Channel Slider Transmitters	
Weight Bar	
Wireless Wall Button	✓
Wireless Keypad	✓
Battery Back Up	✓
Protector System™ (Safety IR Beams)	
Features (benefits)	
Security+2.0 (multiple frequencies, encrypted rolling code, better transmitter range)	✓
Sub 1 watt in standby (use less energy)	✓
DC motor (soft start/soft stop, quiet)	✓
Adaptive technology (less maintenance, more reliability)	✓
BBU standard (works when power is out)	✓
BBU optional (works when power is out)	
Automatic Safety Reverse (stop if obstructed)	✓
Manual release (open in case of emergency)	✓
Lights	80w



PowerAce®

POWERING RESIDENTIAL SECTIONAL DOORS

Fast and quiet, this energy efficient opener has the latest security and multi-frequency remote technology. Suits all major brands of door.

INCLUDED ACCESSORIES

- 2 x 4 button slider remotes (E950M)
- Rectangle button Wireless Wall Control (E138M)

Convenience



Safety + Security



Performance



Suits Single or Double Sectional Garage Doors up to 13.5 m²

*when in standby mode, compared to other available products

Type or door	Sectional
Motor	24v DC
Standby Power Consumption	<1 watt
Max Peak Pulling force	600N
Rated door area	13.5m ²
Max door weight	90kg
Max door height	3.5m
Open/close times	18 /21 sec
Warranty	5 year
Kit contents	
2 x Three Channel Mini Transmitters	
2 x Four Channel Slider Transmitters	✓
Weight Bar	
Wireless Wall Button	✓
Wireless Keypad	
Battery Back Up	
Protector System™ (Safety IR Beams)	
Features (benefits)	
Security+2.0 (multiple frequencies, encrypted rolling code, better transmitter range)	✓
Sub 1 watt in standby (use less energy)	✓
DC motor (soft start/soft stop, quiet)	✓
Adaptive technology (less maintenance, more reliability)	✓
BBU standard (works when power is out)	
BBU optional (works when power is out)	
Automatic Safety Reverse (stop if obstructed)	✓
Manual release (open in case of emergency)	✓
Lights	16 ultrabright LED

OVERDRIVE™


FOR HEAVY RESIDENTIAL ROLLING GARAGE DOORS

Ideal for heavy and wind locked roller doors, this premium quality automatic opener is quiet, secure and contains the latest energy saving design features.

INCLUDED ACCESSORIES

- 2 x 3 button mini remotes (E945M)
- Circle button Wireless Wall Control (E128M)
- Battery Backup (E475M-12V)

Convenience



Safety + Security



Performance



designed for wind locked doors up to 18m²



Suits Single or Double Sectional Garage Doors up to 25 m² (18m² for wind locked doors)

*when in standby mode, compared to other available products

Type or door	Roller
Motor	12v DC
Standby Power Consumption	<1 watt
Max Peak Pulling force	550N
Rated door area	25m ² (18m ² for wind locked)
Max door weight	250kg
Drum Rotations	4.5
Open/close times	23 sec
Warranty	2 year
Kit contents	
2 x Three Channel Mini Transmitters	✓
2 x Four Channel Slider Transmitters	
Weight Bar	
Wireless Wall Button	✓
Wireless Keypad	
Battery Back Up	✓
Protector System™ (Safety IR Beams)	
Features (benefits)	
Security+2.0 (multiple frequencies, encrypted rolling code, better transmitter range)	✓
Sub 1 watt in standby (use less energy)	✓
DC motor (soft start/soft stop, quiet)	✓
Adaptive technology (less maintenance, more reliability)	✓
BBU standard (works when power is out)	✓
BBU optional (works when power is out)	
Automatic Safety Reverse (stop if obstructed)	✓
Manual release (open in case of emergency)	✓
Lights	12 ultrabright LED

SilentDrive BBU

THE SUPREME OPENER FOR RESIDENTIAL ROLLER DOORS WITH BATTERY BACK UP AND WIRELESS WALL CONTROL

Don't let a power outage lock you out, battery back up means you will never get caught out. Ideal for large single or double residential roller doors.

INCLUDED ACCESSORIES

- 2 x 3 button mini remotes (E945M)
- Circle button Wireless Wall Control (E128M)
- Battery Backup (E475M-12V)
- Wireless keypad (E840M) ■ Weight Bar

Convenience



Safety + Security



Performance



Suits Single or Double Sectional Garage Doors up to 18 m²

*when in standby mode, compared to other available products

Type or door	Roller
Motor	12v DC
Standby Power Consumption	<1 watt
Max Peak Pulling force	550N
Rated door area	18m ²
Max door weight	110kg
Drum Rotations	4.5
Open/close times	13 sec
Warranty	7 year
Kit contents	
2 x Three Channel Mini Transmitters	✓
2 x Four Channel Slider Transmitters	
Weight Bar	✓
Wireless Wall Button	✓
Wireless Keypad	✓
Battery Back Up	✓
Protector System™ (Safety IR Beams)	
Features (benefits)	
Security+2.0 (multiple frequencies, encrypted rolling code, better transmitter range)	✓
Sub 1 watt in standby (use less energy)	✓
DC motor (soft start/soft stop, quiet)	✓
Adaptive technology (less maintenance, more reliability)	✓
BBU standard (works when power is out)	✓
BBU optional (works when power is out)	
Automatic Safety Reverse (stop if obstructed)	✓
Manual release (open in case of emergency)	✓
Lights	12 ultrabright LED

SilentDrive®

PREMIUM OPENER FOR ALL RESIDENTIAL ROLLER DOORS

Ideal for large single or double residential roller doors. This premium quality automatic opener is quiet, secure and contains the latest energy saving design features.

INCLUDED ACCESSORIES

- 2 x 3 button mini remotes (E945M)
- Circle button Wireless Wall Control (E128M)
- Weight bar

Convenience



Safety + Security



Performance



Suits Single or Double Roller Garage Doors up to 18.0 m²

Type or door	Roller
Motor	12v DC
Standby Power Consumption	<1 watt
Max Peak Pulling force	550N
Rated door area	18m ²
Max door weight	110kg
Drum Rotations	4.5
Open/close times	13 sec
Warranty	7 year
Kit contents	
2 x Three Channel Mini Transmitters	✓
2 x Four Channel Slider Transmitters	
Weight Bar	✓
Wireless Wall Button	✓
Wireless Keypad	
Battery Back Up	
Protector System™ (Safety IR Beams)	
Features (benefits)	
Security+2.0 (multiple frequencies, encrypted rolling code, better transmitter range)	✓
Sub 1 watt in standby (use less energy)	✓
DC motor (soft start/soft stop, quiet)	✓
Adaptive technology (less maintenance, more reliability)	✓
BBU standard (works when power is out)	
BBU optional (works when power is out)	✓
Automatic Safety Reverse (stop if obstructed)	✓
Manual release (open in case of emergency)	✓
Lights	12 ultrabright LED

QuietDrive®

PERFECT FOR RESIDENTIAL ROLLER DOORS

This proven performer is designed for single or double roller doors and is a smart choice for new or existing doors.

INCLUDED ACCESSORIES

- 2 x 3 button mini remotes (E945M)
- Circle button Wireless Wall Control (E128M)
- Weight bar

Convenience



Safety + Security



Performance



Suits Single or Double Roller Garage Doors up to 16.5 m²

*when in standby mode, compared to other available products

Type or door	Roller
Motor	12v DC
Standby Power Consumption	<1 watt
Max Peak Pulling force	500N
Rated door area	16.5m ²
Max door weight	100kg
Drum Rotations	4.5
Open/close times	13 sec
Warranty	5 year
Kit contents	
2 x Three Channel Mini Transmitters	✓
2 x Four Channel Slider Transmitters	
Weight Bar	✓
Wireless Wall Button	✓
Wireless Keypad	
Battery Back Up	
Protector System™ (Safety IR Beams)	
Features (benefits)	
Security+2.0 (multiple frequencies, encrypted rolling code, better transmitter range)	✓
Sub 1 watt in standby (use less energy)	✓
DC motor (soft start/soft stop, quiet)	✓
Adaptive technology (less maintenance, more reliability)	✓
BBU standard (works when power is out)	
BBU optional (works when power is out)	
Automatic Safety Reverse (stop if obstructed)	✓
Manual release (open in case of emergency)	✓
Lights	6 ultrabright LED



Suits Single or Double Roller Garage Doors up to 15.0 m²

*when in standby mode, compared to other available products

WeatherDrive™

Designed to fit into tight spaces and resist what the weather has to throw at it, the Merlin WeatherDrive™ is the automatic choice for powering sheds and carports roller doors

INCLUDED ACCESSORIES

- 2 x 3 button mini remotes (E945M)
- Square button Wireless Wall Control (E138M)
- Weight bar

Convenience



Safety + Security












Performance



Type or door	Roller
Motor	24v DC
Standby Power Consumption	<1 watt
Max Peak Pulling force	500N
Rated door area	15m ²
Max door weight	100kg
Drum Rotations	5.5
Open/close times	14 sec
Warranty	3 year
Kit contents	
2 x Three Channel Mini Transmitters	✓
2 x Four Channel Slider Transmitters	
Weight Bar	✓
Wireless Wall Button	✓
Wireless Keypad	
Battery Back Up	
Protector System™ (Safety IR Beams)	
Features (benefits)	
Security+2.0 (multiple frequencies, encrypted rolling code, better transmitter range)	✓
Sub 1 watt in standby (use less energy)	✓
DC motor (soft start/soft stop, quiet)	✓
Adaptive technology (less maintenance, more reliability)	✓
BBU standard (works when power is out)	
BBU optional (works when power is out)	
Automatic Safety Reverse (stop if obstructed)	✓
Manual release (open in case of emergency)	✓
Lights	9 ultrabright LED

Which Merlin do I need?

MODEL NAME	WeatherDrive™ MRS50EVO	QuietDrive® MR850EVO	Silent Drive® MR850EVO	SilentDrive® BBU MR850BBU	OVERDRIVE® MR950EVO	PowerAce™ MT160EVO	WhisperDrive® MT3850	tiltmaster® MT100EVO	CyclonePro™
									
Type or door	Roller	Roller	Roller	Roller	Roller	Sectional	Sectional	Tilt & Sectional	Sectional
Motor	24v DC	12v DC	12v DC	12v DC	12v DC	24v DC	12v DC	24v DC	24v DC
Standby Power Consumption	<1 watt	<1 watt	<1 watt	<1 watt	<1 watt	<1 watt	<1 watt	<1 watt	<1 watt
Max Peak Pulling force	500N	500N	550N	550N	1300N	600N	800N	1000N	1200N
Rated door area	1.5m²	16.5m²	18m²	18m²	25m²**	13.5m²	18m²	20m²	20m²
Max door weight	100kg	100kg	110kg	110kg	250kg	90kg	130kg	130kg	286kg*
Max door height	-	-	-	-	-	3.5m	3.5m	3.5m	3.5m
Drum Rotations	5.5	4.5	4.5	4.5	4.5	-	-	-	-
Open/close times	14 sec	13 sec	13 sec	13 sec	23 sec	18 / 21 sec	12/20sec	18 / 21 sec	18/22 sec
Warranty	3 year	5 year	7 year	7 year	2 year	5 year	7 year	7 year	5 year
Kit contents									
2 x Three Channel Mini Transmitters	✓	✓	✓	✓	✓	✓	✓	✓	✓
2 x Four Channel Slider Transmitters						✓		✓	✓
Weight Bar	✓	✓	✓	✓					
Wireless Wall Button	✓	✓	✓	✓	✓	✓	✓	✓	✓
Wireless Keypad				✓			✓		
Battery Back Up				✓	✓	✓	✓		✓
Protector System™ (Safety IR Beams)									✓
Features (benefits)									
🔒 Security+2.0 (multiple frequencies, encrypted rolling code, better transmitter range)	✓	✓	✓	✓	✓	✓	✓	✓	✓
🔋 Sub 1 watt in standby (use less energy)	✓	✓	✓	✓	✓	✓	✓	✓	✓
🔊 DC motor (soft start/soft stop, quiet)	✓	✓	✓	✓	✓	✓	✓	✓	✓
🔧 Adaptive technology (less maintenance, more reliability)	✓	✓	✓	✓	✓	✓	✓	✓	✓
🔌 BBU standard (works when power is out)			✓	✓	✓		✓		✓
🔌 BBU optional (works when power is out)			✓	✓			✓		✓
🔃 Automatic Safety Reverse (stop if obstructed)	✓	✓	✓	✓	✓	✓	✓	✓	✓
🔑 Manual release (open in case of emergency)	✓	✓	✓	✓	✓	✓	✓	✓	✓
💡 Lights	9 ultrabright LED	6 ultrabright LED	12 ultrabright LED	12 ultrabright LED	12 ultrabright LED	16 ultrabright LED	80w	16 ultrabright LED	16 ultrabright LED

*when IR Safety Beams are installed and max. spring balanced weight = 20kg ** 18m2 for wind locked doors

Merlin® Security +2.0 Accessories



Premium+ Remote

Boasting outstanding range, unique code generation with each activation and an LED light, the Premium+ Remote is compatible with both Merlin Security+ and Security+ 2.0 garage door openers giving you the ability to code both codes on the same remote.

Model: E960M



Car Visor Remote

Experience the convenience of a versatile spare remote. Operate up to three doors or gates with one remote that can be fitted to a car visor or in the house. Available in 1 or 3 button versions, visor clip included.


Model: E943M (3 Button)
Model: E940M (1 Button)



3 Button Key Ring Remote

Key ring remote transmitters are small and convenient with the ability to operate up to three doors or gates from the one unit. A must have for every set of keys in the house.

Model: E945M



4 Button Slider Remote

Key ring remote transmitters are small and convenient with the ability to operate up to four doors or gates from the one unit. Slide cover protects buttons from accidentally being pressed. Simply slide back to expose buttons.

Model: E950M



Wireless Wall Control

A popular option for homes with internal access to the garage. The remote wall button can be placed in a suitable location in your home or garage. There is no wiring and it can open up to two garage doors.

Model: E138M (rectangle button)
Model: E128M (circle button)



Wireless Keypad

Enables you to open your garage door without keys when you enter a 4 digit security code. Has the option for temporary codes that last for as many hours or door openings you select.

Model: E840M



Battery Back Up

The E475M-12V allows for full operation or your garage door in the event of a power outage.

Model: E475M-12V
Suits Models: SilentDrive and Overdrive



Universal Receiver (1,000 users)

The Star1000EVO is a high capacity, single channel access control receiver for domestic and commercial door operators and other devices. Allows for up 1,000 users and has easy programming via a keypad and LCD screen.

Model: Star1000EVO



Receiver

Convert your existing garage door opener to the latest Security +2.0 technology by using the E8003 Universal Receiver to virtually eliminate interference from other devices. 3 channels are available and up to 90 users.

Model: E8003
Model: E8003TX2 (kit with 2 remotes)



Protector System™ Safety IR Beams

The IR System uses an invisible beam across the garage door. If the beam is obstructed or broken the door will not close and helps prevent an injury or damage to a vehicle, person or pet.

Model: 771ANZ
Model: 772ANZ
Model: 774ANZ



Key Operated Manual Release

Designed for garages that don't have a second access point. The key operated lock enables you to disengage the operator from the door from outside the garage when there is no power or a remote is not available.

Model: DMK1 - Roller Door
Model: CM1702 - Whisper Drive
Model: E1702M - Tiltmaster & PowerAce

Merlin® Security + Accessories



Premium+ Remote

Boasting outstanding range, unique code generation with each activation and an LED light, the Premium+ Remote is compatible with both Merlin Security+ and Security+ 2.0 garage door openers giving you the ability to code both codes on the same remote.

Model: E960M



Car Visor Remote

Standard one channel remote control with rolling code technology. Directional visor clip included. Powered by two long-life 3V lithium batteries.

Model: C940 (1 button)

Model: C943 (3 button)



3 Button Key Ring Remote

Controls up to three different doors or gates. Suitable for pocket, or key chain.

Model: C945



Wireless Keypad (AM)

Enables you to open your garage door without keys when you enter a 4 digit security code. Has the option for temporary codes that last for as many hours or door openings you select.

Model (AM): C840



Wireless Wall Control

Equipped with rolling code technology for remote operation in the garage or in the home.

Model (AM): CM128



Battery Back Up

Ensures the garage door remains operational in the event of a power blackout.

Model: CM475

Suits models: MR600, MR800, MJ3800

Merlin® Legacy Accessories

Merlin 40.685 Mhz handset transmitter (Merlin Legacy RF)

Suitable for Merlin garage door and gate openers sold between 1996 and 2001

Model: M802

Suits models: M230T, M430R, P230T & P430R



2 or 4 Button Remote

Controls up to four different doors or gates. Includes a clip-on system for dashboard mounting.

Model (FM): M832

Model (FM): M842

Model (FM): M844





STYLE. SECURITY. RANGE.

PREMIUM⁺

What people say about Merlin®

"We were always under the impression that to automate our garage door, we would need to purchase a whole new door, but Merlin were able to attach the opener to our existing garage door for a fraction of the price."

Amber Clarke, Acacia Gardens, NSW

"Merlin sent a professional installer to come to the house and within no time at all, our existing garage door was equipped with the new automatic opener and we instantly reaped the benefits of being able to automate the garage door with the push of a button."

Ariel Dalida, Inala, QLD

"Can you imagine having a TV without a remote control? That's how it felt for us with our manual garage door and now that the garage door has been automated, we honestly don't know how we ever lived without it."

Fiona Wright, Medowie, NSW



Notes

A series of horizontal dotted lines for writing notes.

Merlin[®]

the automatic choice

The Chamberlain Group Inc
The world's largest manufacturer of garage door openers

Australia T: 1800 638 234 F: 1800 888 121 W: gomerlin.com.au
New Zealand T: 0800 653 667 F: 0800 653 663 W: gomerlin.co.nz

Your local Merlin Professional Dealer is:

